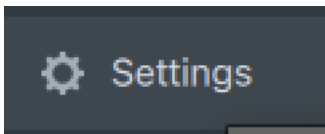


# Installing Solstice on a MacBook

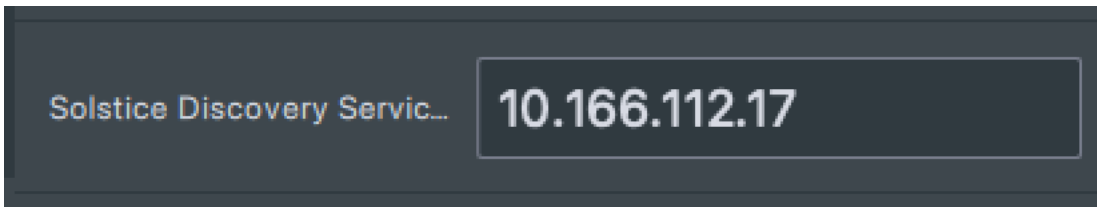
Download Solstice here <https://www.mersive.com/download/>

Install and run the program

Type name.

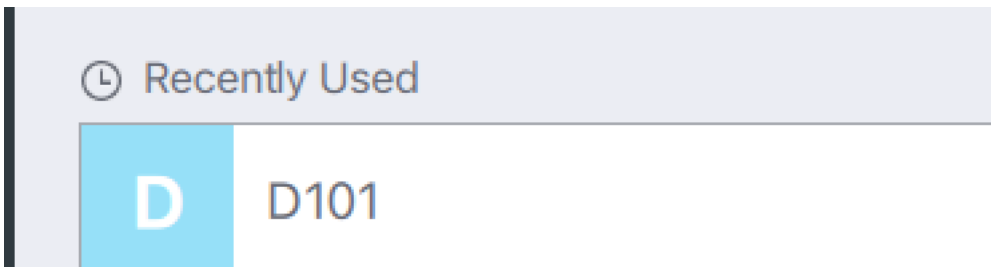


Go into Settings.



Write the IP and close settings.

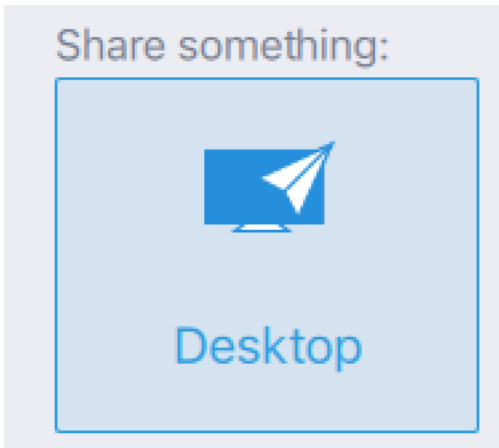
Connect to a Solstice pod.



## Enter the key on screen

Key:


Ok



Press desktop to share screen




Press Sharing desktop to show Solstice again.



Enable sound

Disconnect Solstice and close it.

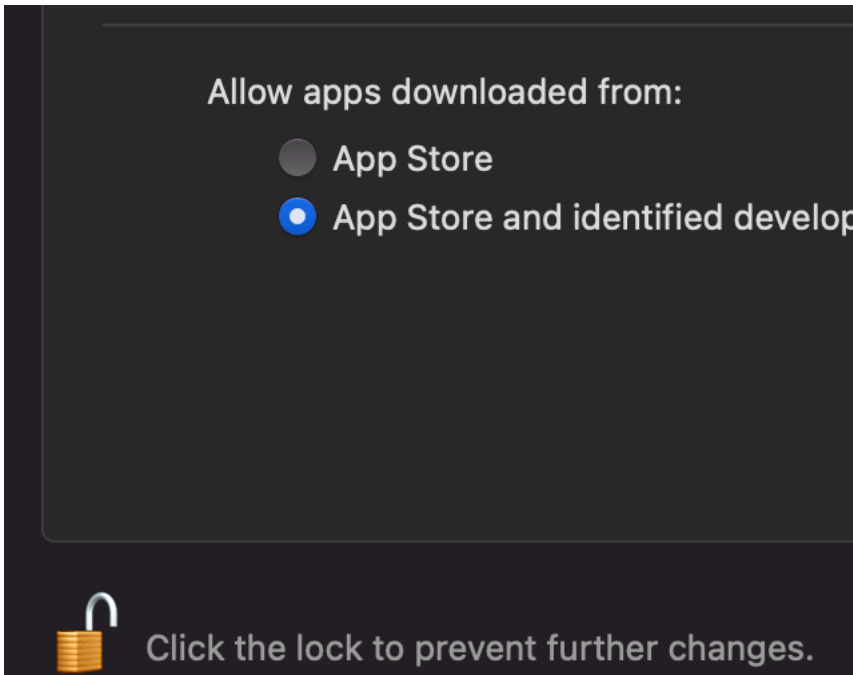
Go into systemsettings



Choose



Chose the tab General




Open the lock

If there under Allow apps stands that Mersive need to be allowed, then allow it

Choose Privacy tab



Under these three icons you need to allow



If it is not there you need to press the plus button and find it.  
It is normally on the desktop.